

Parkside Hills

DUBAI HILLS ESTATE

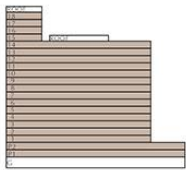
1 BEDROOM TYPE 1A

UNITS: P102, P107, P109, P207, P209, 102, 107, 109, 202, 207, 209, 215, 302, 307, 309, 315, 402, 407, 409, 415, 502, 507, 509, 515, 602, 607, 609, 615, 703, 803, 903, 1003, 1103, 1203, 1303, 1403, 1503, 1603, 1703, 1803

SUITE AREA	619.79 SQ.FT.	57.58 SQ.M.
BALCONY AREA	61.78 SQ.FT.	5.74 SQ.M.
TOTAL AREA	681.57 SQ.FT.	63.32 SQ.M.
UNITS: P202		
SUITE AREA	620.54 SQ.FT.	57.65 SQ.M.
BALCONY AREA	61.78 SQ.FT.	5.74 SQ.M.
TOTAL AREA	682.32 SQ.FT.	63.39 SQ.M.



KEY SECTION



KEY PLANS



EMAAR

Parkside Hills

DUBAI HILLS ESTATE

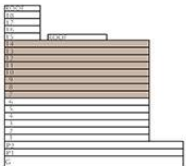
3 BEDROOM CORNER TYPE 1A

UNITS: 716, 816, 916, 1016, 1116, 1216, 1316, 1416

SUITE AREA	1590.15 SQ.FT.	147.73 SQ.M.
BALCONY AREA	262.42 SQ.FT.	24.38 SQ.M.
TOTAL AREA	1852.58 SQ.FT.	172.11 SQ.M.



KEY SECTION



KEY PLANS



EMAAR

Parkside Hills

DUBAI HILLS ESTATE


2 BEDROOM CORNER TYPE 1A

UNITS: P101, P106, P201, P206, 101, 106, 201, 206, 214, 301, 306, 314, 401, 406, 414, 501, 506, 514, 601, 606, 614

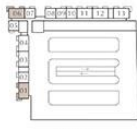
SUITE AREA	946.90 SQ.FT.	87.97 SQ.M.
BALCONY AREA	197.41 SQ.FT.	18.34 SQ.M.
TOTAL AREA	1144.31 SQ.FT.	106.31 SQ.M.



KEY SECTION



KEY PLANS



PODIUM 1



PODIUM 2



LEVEL 1



LEVEL 2-6



EMAAR